

ELECTRIC TOOLS

metabo[®]
work. don't play.



300 Watt Electronic Drill

B E 250 R+L

591001 Chuck Capacity up to 10mm 110V 50/60Hz
591011 Chuck Capacity up to 10mm 220V 50/60Hz



620 Watt Electronic Drill

B E 622 S- R+L

591004 Chuck Capacity up to 13mm 110V 50/60Hz
591014 Chuck Capacity up to 13mm 220V 50/60Hz



1100 Watt Electronic Two-Speed Drill

BDE 1100

591004 Chuck Capacity up to 16mm 110V 50/60Hz
591014 Chuck Capacity up to 16mm 220V 50/60Hz



4,8 Volt Cordless Screwdriver

PowerGrip2

5909xx Max Torque 5Nm Charger 110/220V 50/60Hz



4,8 Volt Cordless Drill / Screwdriver

PowerMaxx

5909xx Max Torque 9Nm Charger 110/220V 50/60Hz



18 Volt Cordless Drill / Screwdriver

BSZ 18 Impuls

59090x Max Torque 62Nm Charger 110V 50/60Hz
59090x Max Torque 62Nm Charger 220V 50/60Hz

ELECTRIC TOOLS

metabo[®]
work. don't play.



Electric Angle Grinders

59102x	115mm Dia.	700 W	110V	50/60Hz
59103x	115mm Dia.	700 W	220V	50/60Hz
591022	125mm Dia.	900 W	110V	50/60Hz
591032	125mm Dia.	900 W	220V	50/60Hz
591023	150mm Dia.	1400 W	110V	50/60Hz
591033	150mm Dia.	1400 W	220V	50/60Hz
591024	180mm Dia.	2300 W	110V	50/60Hz
591034	180mm Dia.	2300 W	220V	50/60Hz



Electronic Straight Grinder

GE 700

591072	6mm Collet Dia.	110V	50/60Hz
591076	6mm Collet Dia.	220V	50/60Hz



Paint Remover

LF 724 S

59113X	710 Watt	110V	50/60 Hz
59113X	710 Watt	220V	50/60 Hz



Double Grinder

Ds W 5175

591052	175mm Wheel Dia.	110V	50/60Hz
591057	175mm Wheel Dia.	220V	50/60Hz



Planer

Ho 0882

591136	82mm Planing Width	110V	50/60 Hz
591137	82mm Planing Width	220V	50/60 Hz



Electronic Orbital Jig Saw

STEB 135 Plus

591171	Cutting Capacity 135mm	110V	50/60 Hz
591172	Cutting Capacity 135mm	220V	50/60 Hz

ELECTRIC TOOLS



metabo[®]
work. don't play.



Circular Saw

KS 66

591144	Blade Dia. 190mm	110V	50/60Hz
591145	Blade Dia. 190mm	220V	50/60Hz

Metal Cutting Saw

CS 14 - 15

591152	355mm Wheel Dia.	110V	50/60Hz
591157	355mm Wheel Dia.	220V	50/60Hz



Sander

Sr 358

591081	112x230mm Sanding Plate	110V	50/60Hz
591082	112x230mm Sanding Plate	220V	50/60Hz



Electronic Disc Sander

SX E 450 Duo

591081	150mm Diam. Of Sup. Plate	110V	50/60Hz
591082	150mm Diam. Of Sup. Plate	220V	50/60Hz



Hot Air Gun

HE 2000

59118x	50~600° C	250~500l/min	110V	50/60 Hz
59118x	50~600° C	250~500l/min	220V	50/60 Hz

PNEUMATIC TOOLS




Pneumatic Angle Grinders

590301 100mm wheel
59030x 125mm wheel
590303 180mm wheel



Pneumatic Grinders

590326 Mini Die 6mm Chuck
5903xx Straight 100mm wheel
590332 Straight 125mm wheel
590333 Straight 150mm wheel




Pneumatic Drills

590347 13mm Pistol Handle
590348 16mm Grip Handle
5903xx 20mm HD Rotary MT#2
590351 23mm HD Rotary MT#2
590352 32mm HD Rotary MT#3



Pneumatic Impact Wrenches

590101 1/2" Drive Pistol Handle
590105 3/4" Drive Pistol Handle



Heavy Duty Impact Wrenches

590106 1" Drive Grip Handle
590108 1-1/2" Drive Grip Handle
590109 1-3/4" Drive Grip Handle



Pneumatic Saws


590571 Stroke 9mm
590586/7 Stroke 45mm
5905xx Stroke 57mm - max Φ 300mm pipes

PNEUMATIC SAWS




MODEL JP901

590571 Stroke: 9mm
Air Consumption: 0,116 m³/min
Weight : 1,60 kg




MODEL CL75

590586/7 Stroke 45mm
Air Consumption: 0,168 m³/min
Weight : 2,50 kg



MODEL JSZ

5905xx Stroke 57mm - max Φ 300mm pipes
Air Consumption: 0,168 m³/min
Weight : 6,85 kg



SPARE BLADES

MODEL JP901 220 x 13mm 24tpi for steel (2)
260 x 13mm 24tpi for steel (2)
Notched 152mm 18tpi for FRP (3)
Tapered 152mm 18tpi for FRP (3)

MODEL CL75 305 x 19mm 14tpi for steel (4)
305 x 19mm 18tpi for steel (4)

MODEL JSZ 305 x 25mm 14tpi for steel (5)
457 x 25mm 14tpi for steel (5)